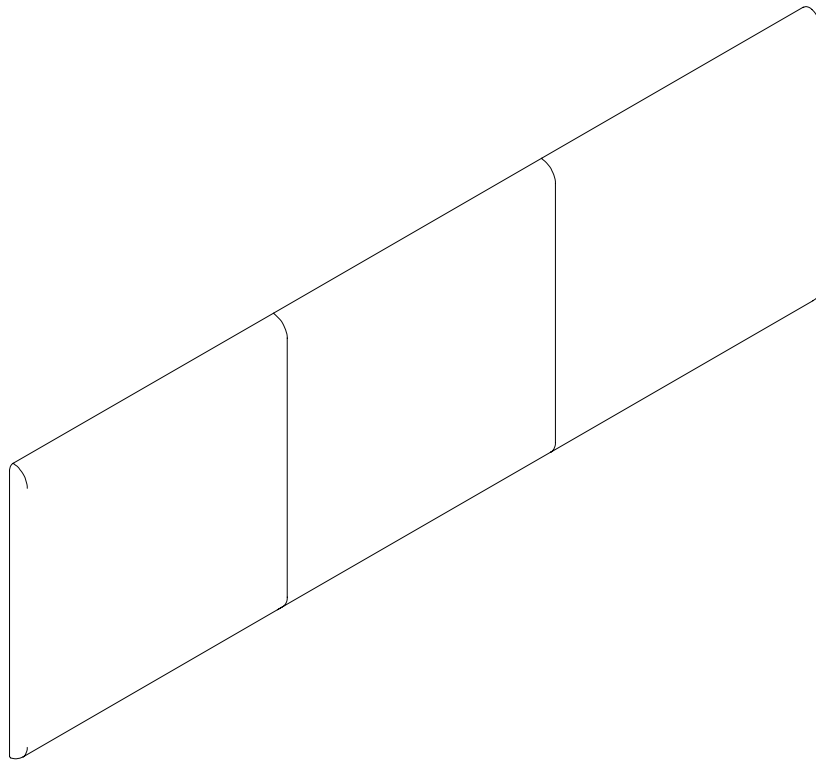


KENAY

MILOS CABECERO /
MILOS HEADBOARD

KPM-0018BE / KPM-0018ME



Estudie atentamente el manual de montaje. Localice las piezas del conjunto. Reuna y controle la tornillería. Prepare las herramientas necesarias. Prepare una zona adecuada para el montaje. Conserve el manual de montaje.

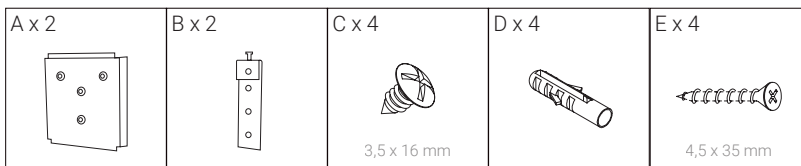
Carefully study the assembly manual. Locate the parts of the assembly. Assemble and check the hardware. Prepare the necessary tools. Prepare a suitable area for assembly. Keep the assembly manual.

ADVERTENCIA / WARNING

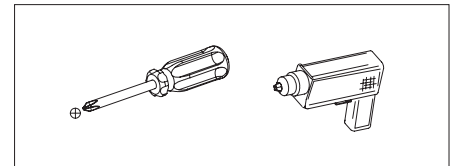
1. No fuerce nunca las uniones.
2. Apriete los tornillos después de cierto tiempo de utilización.
3. Desempolvar cuidadosamente con un paño seco. Nunca use productos abrasivos. No mojar.

1. Never force the joints.
2. Tighten the screws after a certain time of use.
3. Carefully dust carefully with a dry cloth. Never use abrasive products. Do not wet.

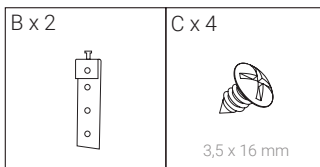
PIEZAS / PIECES



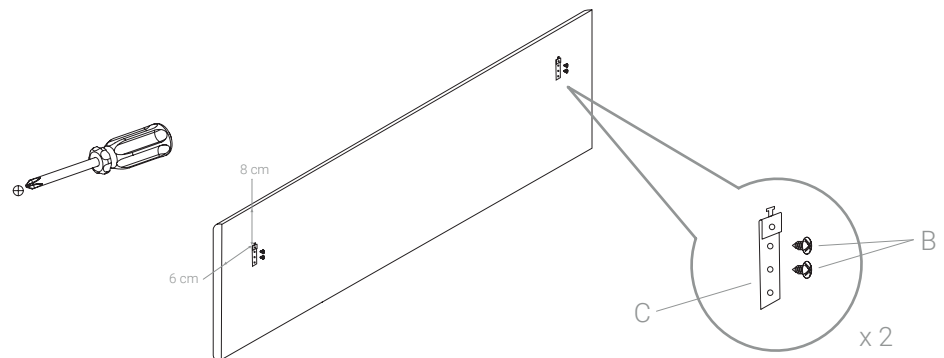
HERRAMIENTAS / TOOLS



PASO 1 / STEP 1

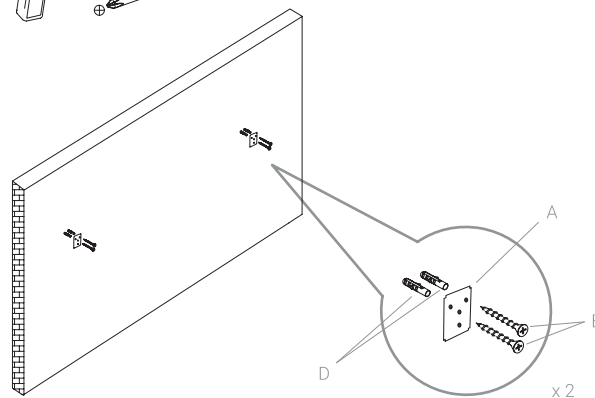
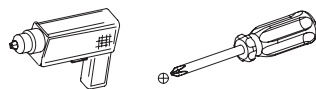
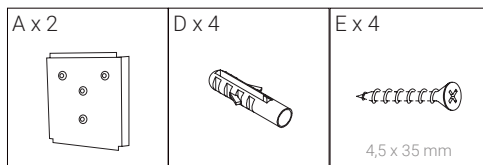


PARTE TRASERA / BACK SIDE



ANCLAJE A PARED / WALL ASSEMBLY

PASO 2 / STEP 2



PASO 2.1 / STEP 2.1

